


FEATURES

- Cost effective
- Excellent aging
- Wide frequency range
- Low profile
- Excellent reliability
- "AT strip" blank technology



QUARTZ CRYSTAL

This product represents our selection of low profile resistance weld type quartz crystals.

OPTIONS: extended temperature range; tighter tolerances; mylar spacer; 3rd in line lead base; radial tape and reel (1,000 pcs)

PART NUMBERING GUIDE "EXAMPLE"

PART NUMBER	LOAD CAPACITANCE*	FREQUENCY
MP35	- 20	- 6.144 MHz

* Load capacitance (xx=xx pF, S= series resonance)

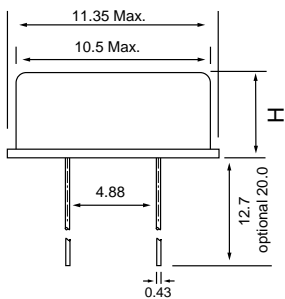
OPERATING CONDITIONS/ELECTRICAL CHARACTERISTICS

PARAMETERS	CONDITIONS	MINIMUM	MAXIMUM	UNITS
FREQUENCY RANGE	f_0	3.57	70.000	MHz
FREQUENCY TOLERANCE	@ +25°C	-50	+50	PPM
FREQUENCY STABILITY, ref @ 25°C	Ta = -10°C ~ +70°C	-50	+50	PPM
OPERATING TEMPERATURE	T _{OPR}	-10	+70	°C
STORAGE TEMPERATURE	T _{STG}	-30	+85	°C
SHUNT CAPACITANCE	C ₀		7.0	pF
LOAD CAPACITANCE	C _L (Customer Specified) (18pF Std)	10.0	Series	pF
DRIVE LEVEL	3.570 ~ 70.000MHz		.5	mW
AGING (FIRST YEAR)	@ +25°C	-5.0	+5.0	PPM

EQUIVALENT SERIES RESISTANCE / MODE OF OSCILLATION

FREQUENCY RANGE (MHz)	MODE	MAX ESR Ω	FREQUENCY RANGE (MHz)	MODE	MAX ESR Ω
3.570 ~ 3.999	Fundamental	200	9.000 ~ 12.999	Fundamental	60
4.000 ~ 4.999	Fundamental	150	13.000 ~ 19.999	Fundamental	40
5.000 ~ 5.999	Fundamental	120	20.000 ~ 30.000	Fundamental	30
6.000 ~ 6.999	Fundamental	100	27.000 ~ 70.000	3rd O/T	100
7.000 ~ 8.999	Fundamental	80			

PACKAGE DIMENSIONS (mm)



Height "H" (max.)	
MP35	3.5 mm
MP25	2.5 mm

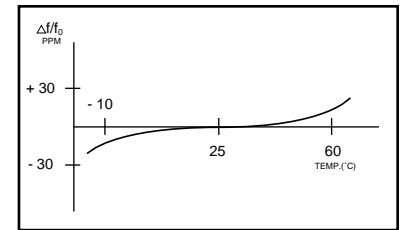
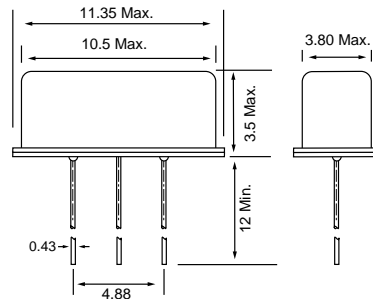


Figure 3) Frequency vs Temperature Curve

Figure 1) MP35 - Top and Side views

Figure 2) MP35 - 3rd In Line Lead Base - Side & Bottom View